



Every horse deserves a good home.

**DT**<sup>™</sup> Horse Stall and Feeding Systems





**“DT Horse Stalls and Feeding Systems have a history of proven performance for us. We have used them at two other stables as well as here at the Equestrian Club. They have an elegant appearance and are very low maintenance.”**

Mark Moore, Director  
Bay Harbor Equestrian Club  
Petoskey, Michigan



## STALL LATCH SYSTEM



Our unique latch system ensures the safety of you and your horse. The spring-loaded locking device latches automatically to ensure that the door is always secured after simply rolling it shut; there are no parts that need to be manually manipulated. And, unlike other systems, our latching device is located at the top of the door so that nothing protrudes into the door opening which could cause injury.

## DT™ Horse Stalls make it possible.

We know that the health and well-being of your horse is your highest priority. You pay close attention to details — and so do we. That's why we offer stalls that are designed and tested to give your horses the safest, most comfortable home possible. After all, they deserve it.

Beyond our affordable, high quality products, AgCo promises excellent customer service — and our fast-ship program means orders usually arrive within seven business days for Michigan, Ohio, Indiana, Wisconsin, and Illinois customers. All other customers should receive their orders within ten business days.

Our parts are manufactured from heavy gauge Galvalume™ steel. This zinc/aluminum alloy is maintenance-free, resistant to corrosion, and will not chip or peel — ensuring your investment will remain both attractive and secure. Non-welded components allow assembly to be adapted to any size or configuration requirement and complete step-by-step assembly instructions are included with every unit to make on-site assembly simple for the do-it-yourselfer or the professional builder.

Special features include:

### SAFE, SELF-CLOSING LATCH SYSTEM

Located at the top of the door, the latching mechanism has no protruding parts which could cause injury. Simply roll the door closed and it will latch automatically.

### FEED DOORS

Versatile 22" x 34" feed doors come complete with spring-loaded latch device and can be located anywhere in the grill section — swings left or right, in and out.

### CHANNEL SYSTEMS

Uniquely formed, pre-punched channels come in standard sizes that can easily be field-cut to suit individual needs.

### WINDOW GRILLS

Protective window coverings come in standard sizes that can easily be field-cut to fit particular window openings.

### COMPLETE HARDWARE

All components are pre-punched and include all necessary fasteners and hardware.

## ADAPTS FOR ANY INSTALLATION REQUIREMENTS



Easily installs in stand-alone applications.



Adapts for inside or outside applications.




Easily converts dairy barn to horse stall use.





## Stall Packages


### STALL DOOR PACKAGES



#### 48-84 Standard Sliding Door Package

The standard sliding stall door package comes complete with vertical and horizontal channels, tubing, hardware (track, rollers, brackets, self-closing latching system, wall and post bumpers, and stay roller), two 48" wall caps, two 7" lumber clips, four 96" post edges, and all fasteners.

Actual door size: 51 1/2" wide x 88 1/2" high  
 Door opening: 48" wide x 84" high  
 Packed: 2 cartons  
 Shipping Weight: Door carton – 70 lbs.  
 Hardware carton – 38 lbs.



#### 48-00 Sliding Door Package with Fold-Down Grill

Our sliding stall door package with a fold-down grill comes complete with vertical and horizontal channels, tubing, hardware (track, rollers, brackets, self-closing latching system, wall and post bumpers, hinges, and stay roller), two 48" wall caps, two 7" lumber clips, four 96" post edges, and all fasteners.

Actual door size: 51 1/2" wide x 88 1/2" high  
 Door opening: 48" wide x 84" high  
 Packed: 3 cartons  
 Shipping Weight: Door carton – 72 lbs.  
 Hardware carton – 14 lbs.  
 Grill section – 40 lbs.



## GRILL SECTION PACKAGES

Combinations of grill sections may be ordered and cut to length on site, if necessary, to make any length of stall front or sidewall desired.

### 36-24 Grill Extension

Used in combination with a 36-120 grill section to produce 12' and 14' grided partitions. Includes channels, tubing, one 24" wall cap, nylon bushings, and all fasteners.

Opening: 24" wide x 35" high  
Packed: 1 grill per carton  
Shipping Weight: 18 lbs.

### 36-65 Grill Package

Standard grill size for a 10' stall front. Includes channels, tubing, one 65" wall cap, two 46 1/2" u-channels, one 46 1/2" wall brace, two 7" lumber clips, nylon bushings, and all fasteners.

Opening: 65" wide x 35" high  
Packed: 1 grill per carton  
Shipping Weight: 62 lbs.

### 36-89 Grill Package

Standard grill size for a 12' stall front. Includes channels, tubing, one 89" wall cap, two 46 1/2" u-channels, one 46 1/2" wall brace, two 7" lumber clips, nylon bushings, and all fasteners.

Opening: 89" wide x 35" high  
Packed: 1 grill per carton  
Shipping Weight: 80 lbs.

### 55" Grill Extension

Use with 65" or 89" complete grill to make a 10' or 12' partition. Includes two grill channels 55", sixteen grill rods 36", one 46" wall brace, one 55" wall cap.

Shipping Weight: 43 lbs.

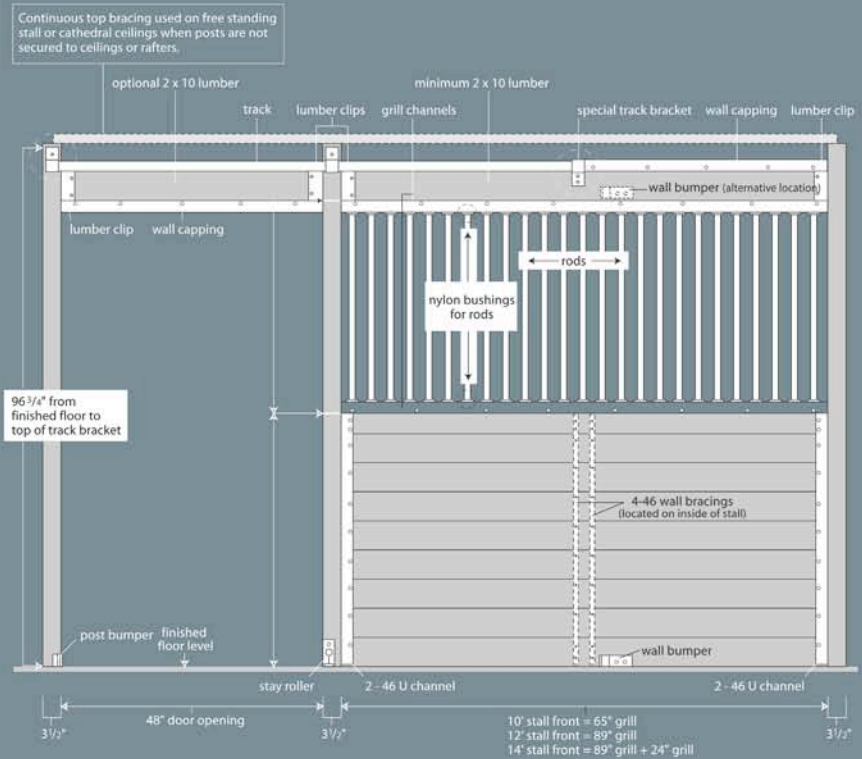
## SOLID WALL PARTITION PACKAGES

### 144 Solid Wall Partition Package

Permits easy installation of a 10' or 12' solid partition wall. Package contains two 91" u-channels, two 91" wall braces, one 89" wall cap, one 55" wall cap and all fasteners.

Packed: 1 package/carton  
Shipping Weight: 43 lbs.

### Stall Front and Track Assembly



## Stall Lumber

#1 Grade of Southern Yellow Pine - Tongue and Groove with "V" Groove on Face

AgCo offers the option of buying your stall lumber along with your stall components order. Yellow Pine is one of the strongest and most durable types of wood available. Our treated lumber is kiln dried after treatment to reduce warping.

Recommended: 2 treated boards around base of stall

2" x 6" x 10' treated  
2" x 6" x 12' treated

Headers: used above all grill sections

2" x 10" x 10'  
2" x 10" x 12'

## Packages

### 10' Stall Front

(9) 2" x 6" x 10'  
(2) 2" x 6" x 10' treated  
(1) 2" x 10" x 10'

### 10' Grilled Partition

(8) 2" x 6" x 10'  
(2) 2" x 6" x 10' treated  
(1) 2" x 10" x 10'

### 10' Solid Partition

(17) 2" x 6" x 10'  
(2) 2" x 6" x 10' treated

### 12' Stall Front

(9) 2" x 6" x 12'  
(2) 2" x 6" x 12' treated  
(1) 2" x 10" x 12'

### 12' Grilled Partition

(8) 2" x 6" x 12'  
(2) 2" x 6" x 12' treated  
(1) 2" x 10" x 12'

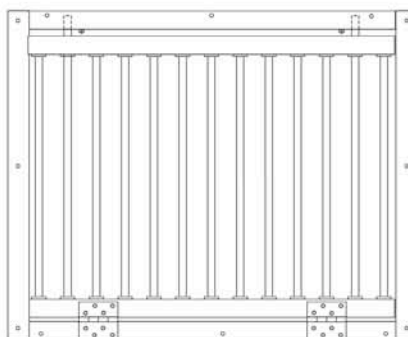
### 12' Solid Partition

(17) 2" x 6" x 12'  
(2) 2" x 6" x 12' treated

## WINDOW GRILLS



Flush Mount Window Grill



Fold-down Window Grill

### Window Grills

Heavy duty grills protect windows from breakage. Frame, tubing, and fasteners are included.

#### 36-24 Flush mount - 36" W x 24" H

Packed: 1 per carton  
Shipping Weight: 20 lbs.

#### 36-36 Flush mount - 36" W x 36" H

Packed: 1 per carton  
Shipping Weight: 27 lbs.

#### 48-36 Flush mount - 48" W x 36" H

Packed: 1 per carton  
Shipping Weight: 34 lbs.

#### 36-00 Fold-down grill - 36" W x 24" H

Packed: 1 per carton  
Shipping Weight: 27 lbs.





## Stall Accessories

### GALVALUME FEEDERS



#### 50-Feed Pan

Galvalume wall feed pan includes fasteners.

Feeder Size: 20" W x 13" L x 6" H  
 Feed Pan Size: 240 sq. in.  
 Packed: 1 per carton  
 Shipping Weight: 16 lbs.



#### 60-Corner Feed Pan

Galvalume corner feed pan includes fasteners.

Feeder Size: 25" W x 17" L x 6" H  
 Feed Pan Size: 247 sq. in.  
 Packed: 1 per carton  
 Shipping Weight: 15 lbs.

### POLY FEEDERS



#### PWF-Poly Wall Feeder

Poly wall hay/grain combination feeder includes fasteners.

Feeder Size: 24" W x 18" L x 28" H  
 Feed Pan Size: 21" W x 16" L x 6" H  
 Packed: 1 per carton  
 Shipping Weight: 18 lbs. each



#### PCF-Poly Corner Feeder

Poly corner hay/grain combination feeder includes fasteners.

Feeder Size: 29" W x 19" L x 36" H  
 Feed Pan Size: 20" W x 20" L x 6" H  
 Packed: 1 per carton  
 Shipping Weight: 25 lbs.



## FEED OPENING/DOOR OPTIONS



### 22-34 Feed Door

Our feed door comes with a spring-loaded locking device and can be located any place within a grill section by removing 7 tubes. It swings in and out, and can swing either left or right. The feed door can also be easily installed in existing grill sections.

Opening: 25" wide x 35" high  
 Packed: 1 door per carton  
 Shipping Weight: 21 lbs.



### 2-46 Swing Out Corner Feeder

The swing out corner feeder comes with a spring-loaded locking device and is placed in the corner of a grill section. Includes door, door frame, and a poly hay/grain corner feeder. When opened, the hay/grain feeder swings out into the aisle for easy access without going into the stall.

Opening: 24" wide x 47" high  
 Packed: 2 cartons  
 Shipping Weight: Feed door & frame – 46 lbs.  
 Poly corner feeder – 25 lbs.



### 950 Feed Bar

A feed bar can be placed anywhere within a grill section to create a feed opening 9 1/2" wide and a height of your choosing. Includes two set screws.

Opening: 9 1/2" wide x desired height  
 Packed: Individually  
 Shipping Weight: 2 lbs.

## THERMAL BUCKETS



### Wall Mount Thermal Bucket

The DT Thermos Bucket protects your water from freezing – even in the coldest climates – and maintains cool, clean water when the mercury rises. With up to 3" of insulation your horses can drink clear water longer – year around. Includes a white 5 gallon pail.

Bucket: 18" wide x 13" high  
 Packed: 1 per carton  
 Shipping Weight: 14 lbs.



### Swing Out Thermal Bucket

The DT Thermos Bucket offers a durable, molded polyethylene design that presents no danger to horses. With an optional swing-out door the thermal bucket offers easy access for watering.

Door Opening: 21" wide x 18" high  
 Packed: 2 cartons  
 Shipping Weight: Bucket & Pail – 14 lbs.  
 Swing Out Door – 22 lbs.



### Cut Away of Thermal Bucket

The Thermal Bucket has up to three inches of insulation — for an average value of R-28. Here you can see the removable 5-gallon bucket that allows quick refills and easy cleaning. This self contained, non-electrical unit is energy efficient. A pushdown float protects the surface in cold weather and reduces heat and resulting bacteria growth in warmer weather.

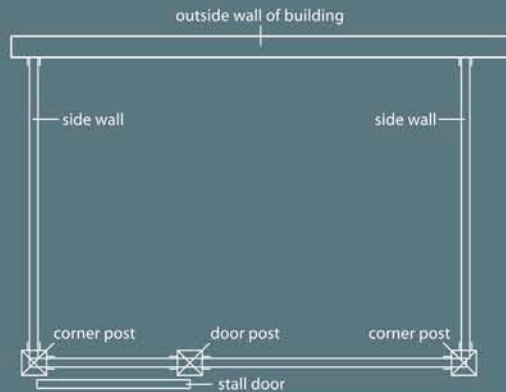
The following components can also be ordered separately.

## POST EDGING

Pre-drilled, post edging is used on any post corner or lumber edge to protect lumber from cribbing.

Fasteners are included.

<b>1-96</b>	1/2" x 1/2" x 96" long
Packed:	Bulk - up to 35 per carton
Shipping Weight:	2 lbs. each
<b>3-96</b>	1 1/4" X 1 1/4" X 96" long
Packed:	Bulk - up to 14 per carton
Shipping Weight:	5 lbs. each
<b>4-96</b>	2" x 2" x 96" long
Packed:	Bulk - up to 11 per carton
Shipping Weight:	6 lbs. each



## U-CHANNELS

Pre-drilled, heavy gauge u-channels permit quick, easy installation of your lumber to both posts to form solid back and side walls (fits standard 1 1/2" lumber).

Fasteners are included.

<b>2-46</b>	<b>U-Channel</b> – 46 1/2" for use under grill sections
Packed:	Bulk - up to 8 per carton
Shipping Weight:	5 lbs. each
<b>2-91</b>	<b>U-Channel</b> – 91" for use in solid wall partitions
Packed:	Bulk - up to 8 per carton
Shipping Weight:	9 lbs. each

## WALL BRACING

Pre-drilled, heavy gauge wall braces add extra strength by joining lumber on a solid wall. Fasteners are included.

<b>4-46</b>	<b>Wall Brace</b> – 46 1/2" for use under grill sections
Packed:	Bulk - up to 23 per carton
Shipping Weight:	3 lbs. each
<b>4-91</b>	<b>Wall Brace</b> – 91" for use on solid wall partitions
Packed:	Bulk - up to 14 per carton
Shipping Weight:	5 lbs. each

## WALL CAPPING

Pre-drilled wall capping prevents horses from chewing tops of partitions and walls (fits standard 1 1/2" lumber). Includes fasteners and comes in four lengths.

<b>Wall Cap:</b>	48" length	2 lbs.
	55" length	2 lbs.
	65" length	3 lbs.
	89" length	3 lbs.
Packed:	Bulk – up to 12 per carton	

## ASSEMBLY REQUIRED

DT™ Horse Stalls and Feeding Systems are ordered and shipped as individual components allowing custom configurations to meet your specific needs. On-site assembly is required and, to make it easy, all components are pre-punched and all the necessary fasteners and hardware are included. Every unit also includes complete step-by-step assembly instructions.

## TECHNICAL STAFF AVAILABLE

In the event that you have questions regarding installation, our friendly and knowledgeable staff is available from 9 a.m. to 5 p.m. EST by calling 800-522-2426. We'll be happy to help in any way we can to ensure that assembly goes smoothly.

## TERMS AND CONDITIONS

**Pricing:** Prices, terms and conditions may change without notice.

**Freight:** Customer pre-pays all freight charges. Orders will be shipped via common carrier or U.P.S., depending on size and weight. Upon request, the freight company will call ahead to schedule a delivery time. Freight customers must be available to accept orders and unload. Missing or damaged freight needs to be reported within fifteen (15) days to ensure replacement.

**Terms:** All orders must be prepaid in full prior to shipment. Payment options include:

- Checks or Money Orders payable to AgCo
- Credit/Debit Card: Visa, MasterCard or Discover
- Orders may be shipped C.O.D. for an additional charge

**Return Policy:** Will accept unused parts only — customer will receive full credit minus a 15% restocking fee.

**Effective:** September 1, 2012

AgCo, Inc.

701 W. State Street | St. Johns, MI 48879

t: 800-522-2426 | f: 800-831-0869 | e: info@ag-co.com

www.ag-co.com